



## 3M™ Rugged Comfort Half Mask 6500

### Product Description

The 3M™ Rugged Comfort Half Facepiece Reusable Respirator is designed with tough and dirty worksites in mind. Available with either a standard or 3M Quick-Latch - Drop-Down Mechanism. 3M Quick-Latch allows easy on and off as you move in and out of contaminated areas, with no need to remove your hardhat or faceshield when lowering or raising your respirator. Available in three sizes, all masks have the 3M bayonet connection system allowing connection to a broad range of twin lightweight filters to protect against gases, vapours and particulates depending on your individual needs.

### Key Features

- Adjustable Head Harness Assembly, including 3M Quick Latch drop down mechanism on QL models.
- Silicone Faceseal, providing comfort and stability with a soft but firm faceseal.
- Flexible System (gas / vapour and / or particulate filters).
- Overmolded/Low-Profile Design Simplified cleaning and maintenance with fewer parts and crevices.
- Valve Cover Design that directs exhaled breath and moisture downward and allows for an easy positive pressure seal check
- Twin filter design provides lower breathing resistance, a more balanced fit, and improves field of vision.
- Available with 2 head cradle suspensions, a standard version, and the Quick latch version, designed so that the half mask can easily be “dropped down” when not in a contaminated area, without having to remove the head cradle from your head.
- 3 sizes (small – 6501/6501QL, medium – 6502/6502QL, large – 6503/6503QL).

### Applications

The 6500 Series Respirators can be used with a variety of different filter options:

Gas and Vapour Filters only: The filters generally protect against either single or multiple contaminant type(s).

- The 6000 Series filters fit directly onto the respirator except for the 6098 and 6099 which can not be used with half masks.







Particulate filters only: These filters provide protection against solid and non-volatile liquid particles.

- The 2000 Series particulate filters fit directly onto the respirator.
- The 5000 Series particulate filters may be used on their own with platform 603 and 501 retainers.
- The 6035 & 6038 are encapsulated P3 filters, which fit directly onto the respirator.






Combination of Gas & Vapour and Particulate filters:

- The 5000 Series particulate filters can be used with 6000 Series Gas and Vapour filters using 501 retainers excluding the 6035, 6038, 6096, 6098 and 6099.
- The 6096 has a Particulate filter media integrated with the Gas and Vapour cartridge.
- The 6038 is an encapsulated particulate filter with a layer of carbon for low capacity gas protection.

## Gas and Vapour Filters

Filter	Image	Standard	Class	Hazard	Industry
6051 (06911) 6055 (06915)		EN14387: 2004 +A1:2008	A1 A2	Organic Vapours (b.pt. > 65°C)	<ul style="list-style-type: none"> <li>Anywhere conventional paints are used (non-isocyanates, subject to usage conditions)</li> <li>Vehicle manufacture</li> <li>Aircraft manufacture and refurbishment</li> <li>Boat Building</li> <li>Ink and dye manufacture and use</li> <li>Adhesive manufacture and use</li> <li>Paint and varnish manufacture</li> <li>Resin manufacture and use</li> </ul>
6054		EN14387: 2004 +A1:2008	K1	Ammonia & derivatives	<ul style="list-style-type: none"> <li>Manufacture and Maintenance of refrigeration equipment</li> <li>Spraying and handling Agrochemicals</li> </ul>
6057		EN14387: 2004 +A1:2008	ABE1	Combination organic vapours (b.pt. >65°C), inorganic & acid gases	As 6051, but including: <ul style="list-style-type: none"> <li>Electrolytic processes</li> <li>Acid Cleaning</li> <li>Metal Pickling</li> <li>Metal Etching</li> </ul>
6059		EN14387: 2004 +A1:2008	ABEK1	Combination organic vapours (b.pt. >65°C), inorganic & acid gases & Ammonia	As 6057 & 6054
6075		EN14387: 2004 +A1:2008	A1 + Formaldehyde	Organic Vapours (b.pt. >65°C) & Formaldehyde	As 6051 but also: <ul style="list-style-type: none"> <li>Hospitals and Laboratories</li> </ul>
6096		EN14387: 2004 +A1:2008	A1HgP3 R	Organic vapours (b.pt. >65°C), Mercury vapour, Chlorine & Particulates	<ul style="list-style-type: none"> <li>Use of Mercury &amp; Chlorine</li> <li>Particulate applications</li> </ul>

## Particulate Filters

Filter	Image	Standard	Class	Hazard	Industry
5911 5925(06925) 5935		EN143:2000 / A1:2006	P1 P2 P3	Particulates (Fine Dusts & Mists)	<ul style="list-style-type: none"> <li>Pharmaceutical / Powdered Chemicals</li> <li>Construction / Quarrying</li> <li>Ceramics / Refractory materials</li> <li>Foundries</li> <li>Agriculture</li> <li>Woodworking</li> <li>Food Industry</li> </ul>
2125 2135		EN143:2000 / A1:2006	P2 R P3 R	Particulates (Fine Dusts & Mists)	<ul style="list-style-type: none"> <li>Pharmaceutical / Powdered Chemicals</li> <li>Construction / Quarrying</li> <li>Ceramics / Refractory materials</li> <li>Foundries</li> <li>Agriculture</li> <li>Woodworking</li> <li>Food Industry</li> </ul>
2128 2138		EN143:2000 / A1:2006	P2 R P3 R	Particulates, Ozone & nuisance levels of Organic Vapours & Acid Gases	<ul style="list-style-type: none"> <li>Welding</li> <li>Paper Industry</li> <li>Brewing</li> <li>Chemical Processing</li> <li>Typical Smog</li> <li>Inks and Dyes</li> </ul>
6035		EN143:2000 / A1:2006	P3 R	Particulates (Fine Dusts & Mists)	<ul style="list-style-type: none"> <li>Pharmaceutical / Powdered Chemicals</li> <li>Construction / Quarrying</li> <li>Ceramics / Refractory materials</li> <li>Foundries</li> <li>Agriculture</li> <li>Woodworking</li> <li>Food Industry</li> </ul>
6038		EN143:2000 / A1:2006	P3 R	Particulates, Hydrogen Fluoride at 30ppm, Nuisance levels of Organic Vapours & Acid Gases	As 6035 but also: <ul style="list-style-type: none"> <li>Aluminium smelting</li> <li>Mining</li> </ul>

## Standards and Approval

These products have been tested to the relevant European Standards:

- 6500 Series Half Masks to EN140:1998.
- 6000 Series Gas and Vapour filters to EN14387:2004 + A1:2008
- 2000 and 5000 Series and 6035, 6038 Particulate filters to EN143:2000 / A1:2006.

The 3M™ 6500 Series Respirators and 6000/5000/2000 Series Filters have been shown to meet the Basic Safety Requirements under Article 10 and 11B of the European Community Directive 89/686/EEC, and are thus CE-marked. These products were examined at the design stage by: BSI, Kitemark Court, Davy Avenue, Knowlhill, Milton Keynes, MK5 8PP, England (Notified Body 0086).

## Intended Use

When the 6500 Series Half Mask is fitted with Gas & Vapour Filters:

- 6000 Series gas and vapour filters, it may be used in concentrations of gases or vapours (types specified by 3M) up to 10 x the Threshold Limit Value (TLV) or 1000ppm (5000ppm for 6055) whichever value is lower.
- 6075 offers protection against organic vapour (as above) and 10ppm formaldehyde only.
- 6000 Series gas and vapour filters should not be used to protect the wearer against a gas or vapour that has poor warning properties (smell or taste).
- When the 6500 Series Half Mask is fitted with Particulate Filters:
  - 5911 filters may be used in concentrations of particulates up to 4 x TLV.
  - 5925, 2125 or 2128 filters may be used in concentrations of particulates up to 12 x TLV.
  - 5935, 2135, 2138 or 6035, 6038 filters may be used in concentrations of particulates up to 50 x TLV.
  - 2128 and 2138 filters may be used to protect against ozone up to 10 x TLV and offers relief from acid gases and organic vapours at levels below the TLV.
  - 6038 offers protection against 30ppm Hydrogen Fluoride and offers relief from acid gases and organic vapours at levels below the TLV.

## Cleaning and Storage

Cleaning is recommended after each use.

1. Disassemble by removing the filters, head straps and other parts.
  2. Clean and sanitize the mask (excluding filters) using 3M™ 105 Face Seal Cleaner or immersing in warm cleaning solution and scrubbing with a soft brush until clean. Parts may also be cleaned in a domestic washer.
  3. Disinfect respirator by soaking in a solution of quaternary ammonium disinfectant or sodium hypochlorite (30 ML household bleach in 7.5L of water) or other disinfectant.
  4. Rinse in fresh, warm water and air-dry in noncontaminated atmospheres.
- ⚠ Water temperature should not exceed 50°C.
  - ⚠ Do not use cleaning agents that contain lanolin or other oils.
  - ⚠ Do not autoclave.

## Maintenance

The 6500 half mask must be inspected before each use to ensure it is in proper operating condition. Any damaged or defective part must be replaced before use. The following procedure is suggested.

1. Check the face mask for cracks, tears and dirt. Examine the inhalation valves for signs of distortion, cracking or tearing.
2. Check that the head straps are intact and have good elasticity.
3. Examine all plastic parts and gaskets for signs of cracking or fatigue and replace if necessary.
4. Remove the exhalation valve cover and exhalation valve and examine for signs of dirt, distortion, cracking, or tearing. Replace the parts where necessary. Secure the valve cover prior to use

## Use Limitation

1. These respirators do not supply oxygen. Do not use in oxygen deficient areas.\*
2. Do not use for respiratory protection against atmospheric contaminants which have poor warning properties, are unknown or immediately dangerous to life and health, or against chemicals, which generate high heats of reaction with chemical filters. (The 3M S-200 Supplied-Air Respirator System can be used against contaminants with poor warning properties, subject to other use limitations).
3. Do not modify or alter this device.
4. The assembled respirator may not provide a satisfactory face seal with certain physical characteristics (such as beards or large side burns) resulting in leakage between the respirator and the face. The user assumes all risks of bodily injury, which may possibly result.
5. Do not use with unknown concentrations of contaminants.
6. Do not use for escape purposes.
7. Leave the work area immediately and check the integrity of the respirator and replace respirator and / or filters if:
  - Damage has occurred or is apparent.
  - Breathing becomes difficult or increased breathing resistance occurs.
  - Dizziness or other distress occurs.
  - You taste or smell the contaminant or an irritation occurs.
8. Store this device in a sealed container away from contaminated areas when not in use.
5. Use strictly in accordance with respirator and filter user instruction leaflet.

\* 3M definition minimum 19.5% by volume oxygen

## Materials

Component	Material
Face seal	Silicone Rubber
Overmould	Nylon
Inhalation valve	Polyisoprene
Exhalation Valve	Nylon/silicon
Straps	Polyester fibre/Polyurethane elastic
Head cradle	Polyethylene
Buckles	Polypropylene

## Fitting Instructions

1. Adjust head cradle size as needed to fit comfortably on head.
2. Place the respirator over the nose and mouth, fitting it comfortably on the bridge of the nose, then pull the head harness over the crown of the head. (1)
3. Take a bottom strap in each hand, place the straps at the back of the neck and hook the straps together. (2)
4. Tighten the top head harness first by pulling on the ends of the straps to achieve a comfortable and secure fit. Tighten the bottom straps in a similar manner. (Strap tension may be decreased by pushing out on the back side of the buckles). (3)



**IMPORTANT NOTICE:** After initial donning of the 6500QL Quick Latch Half Mask, once straps are adjusted to proper length, subsequent donning can be done with quick latch initially in open or closed position. To don with the quick latch in the open position, follow steps as above for fitting the head harness, then raise mask to the in-use position according to the procedure described in the "Using Quick Latch Drop-Down Suspension" section of these User Instructions.

Always follow instructions in User Instructions.



Negative pressure face fit check (3M™ 6035, 6038 / 2000 Series Filters)



1. Push the filter cover down (6035, 6038) or press your thumbs into the central indentation of the filters (2000 series), inhale gently and hold your breath for five or ten seconds.
2. If the respirator collapses slightly, a proper fit has been achieved.
3. If air leakage is detected, reposition the respirator on the face and/or readjust the tension of the straps to eliminate the leakage.
4. Repeat the above face fit check.
5. If you cannot achieve a proper fit, do not enter the contaminated area. See your supervisor.

## Fit Check

Perform a positive and/or negative pressure fit check each time the respirator is donned.

Positive pressure face fit check (all Filters except 3M™ 6035, 6038 / 2000 Series Filters).



1. Place the palm of the hand over the exhalation valve cover and exhale gently.
2. If the respirator bulges slightly and no air leakage between the face and the respirator is detected, a proper fit has been achieved.
3. If air leakage is detected, reposition the respirator on the face and/or readjust the tension of the strap to eliminate the leakage.
4. Repeat the above face fit check.

## Spare Parts

Part	Description
6581	Rugged Comfort Head Harness Assembly
6582QL	Rugged Comfort Quick Latch Head Harness Assembly
6583	Rugged Comfort Exhalation Valve,
6593	Inhalation Valve
501	Retainer for 5000 Series Filters
603	Particulate Filter Platform
105	Face Seal Cleaner
106	Half Mask Carry Case

**⚠** Respiratory Protection is only effective if it is correctly selected, fitted and worn throughout the time when the wearer is exposed to respiratory contaminants.

3M offers advice on the selection of products, and training in the correct fitting and usage.

For more information on 3M products and services please call the 3M Health & Safety Helpline.

## Important Notice

3M does not accept liability of any kind, be it direct or consequential (including, but not limited to, loss of profits, business and/or goodwill) arising from reliance upon any information herein provided by 3M. The user is responsible for determining the suitability of the products for their intended use. Nothing in this statement will be deemed to exclude or restrict 3M's liability for death or personal injury arising from its negligence.